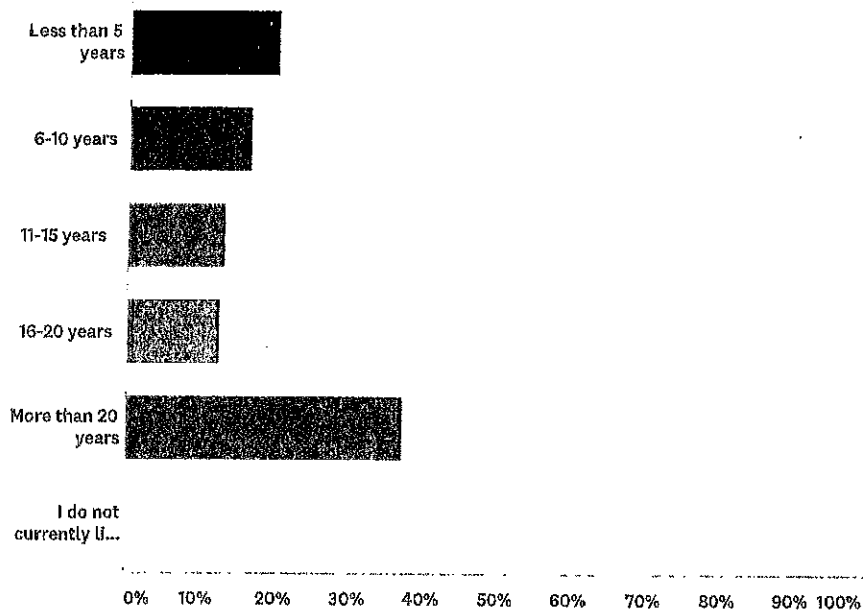


Q1 How long have you lived in Douglass Hills?

Answered: 462 Skipped: 5

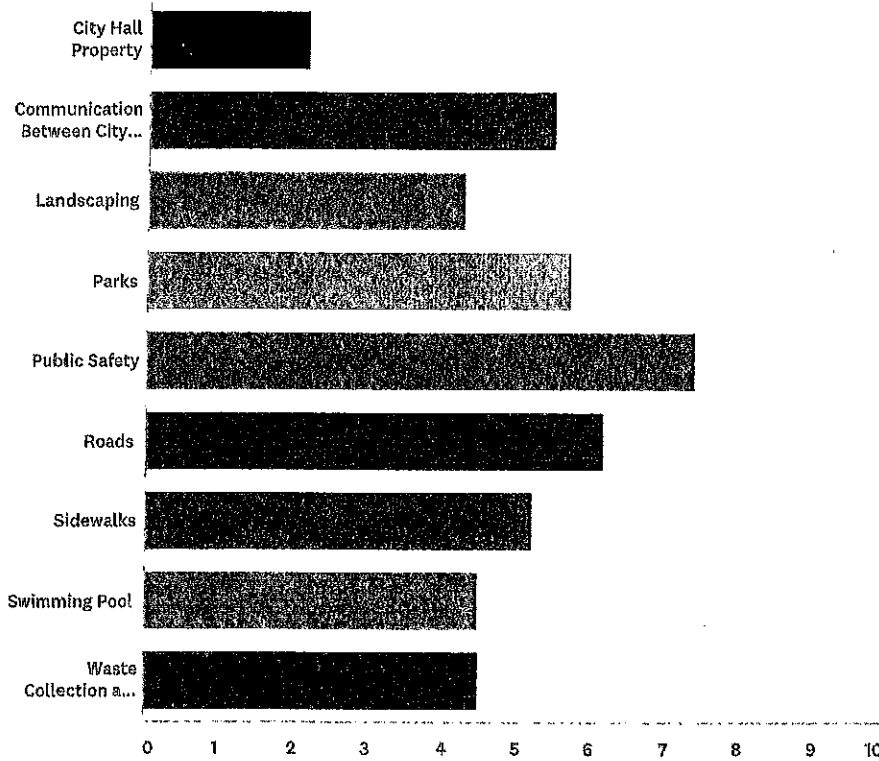


ANSWER CHOICES	RESPONSES	
Less than 5 years	20.13%	93
6-10 years	16.45%	76
11-15 years	13.20%	61
16-20 years	12.55%	58
More than 20 years	37.45%	173
I do not currently live in Douglass Hills	0.22%	1
TOTAL		462

City of Douglass Hills 2019 Community Survey

Q2 Please rank the following city services in the order you find most important for the city to focus on in the next three to five years. Score your top priority with "1"; your second priority with "2"; and your third priority with "3"; and so on. (Use each number only once 1-9.)


Answered: 462 Skipped: 5




	1	2	3	4	5	6	7	8	9	TOTAL	SCORE
City Hall Property	1.88% 8	0.94% 4	2.82% 12	1.88% 8	3.05% 13	4.46% 19	9.39% 40	23.94% 102	51.64% 220	426	2.16
Communication Between City and Citizens	14.13% 63	13.00% 58	11.66% 52	13.45% 60	9.64% 43	9.87% 44	15.92% 71	8.97% 40	3.36% 15	446	5.50
Landscaping	2.30% 10	3.92% 17	8.29% 36	10.37% 45	17.28% 75	19.82% 86	18.43% 80	15.21% 66	4.38% 19	434	4.28
Parks	6.64% 29	15.56% 68	14.65% 64	15.79% 69	19.68% 86	15.56% 68	8.24% 36	3.66% 16	0.23% 1	437	5.74
Public Safety	42.95% 195	19.60% 89	11.45% 52	9.69% 44	4.41% 20	5.51% 25	4.63% 21	1.54% 7	0.22% 1	454	7.43
Roads	8.92% 39	21.97% 96	17.62% 77	18.31% 80	11.90% 52	11.44% 50	5.72% 25	2.97% 13	1.14% 5	437	6.19
Sidewalks	5.57% 24	9.98% 43	17.87% 77	13.69% 59	14.39% 62	13.92% 60	12.53% 54	8.82% 38	3.25% 14	431	5.23
Swimming Pool	16.14% 71	8.86% 39	6.36% 28	7.05% 31	6.36% 28	7.05% 31	10.68% 47	17.95% 79	19.55% 86	440	4.50
Waste Collection and Management	4.98% 22	9.73% 43	13.12% 58	9.05% 40	12.22% 54	10.63% 47	12.90% 57	13.35% 59	14.03% 62	442	4.52

Q4 Please rate your level of satisfaction with the following aspects of beautification and maintenance in Douglass Hills:

Answered: 464 Skipped: 3



City of Douglass Hills 2019 Community Survey





Common Areas




Entrances



City of Douglass Hills 2019 Community Survey



City of Douglass Hills 2019 Community Survey



Extremely Dissatisfied
 Somewhat Dissatisfied
 Just Slightly Dissatisfied
 Neutral
 Just Slightly Satisfied
 Somewhat Satisfied
 Extremely Satisfied
 N/A



	EXTREMELY DISSATISFIED	SOMEWHAT DISSATISFIED	JUST SLIGHTLY DISSATISFIED	NEUTRAL	JUST SLIGHTLY SATISFIED	SOMEWHAT SATISFIED	EXTREMELY SATISFIED	N/A	TOTAL
City Logo	0.00% 0	0.00% 0	20.00% 2	0.00% 0	10.00% 1	60.00% 6	10.00% 1	0.00% 0	
City Parks	1.73% 8	2.16% 10	2.59% 12	0.00% 0	3.89% 18	37.58% 174	50.76% 235	1.30% 6	
City Pool	5.63% 26	8.23% 38	6.49% 30	0.00% 0	5.19% 24	26.19% 121	17.10% 79	31.17% 144	
Common Areas	4.10% 19	6.26% 29	3.02% 14	0.22% 1	8.42% 39	42.55% 197	30.02% 139	5.40% 25	
Entrances	1.95% 9	4.34% 20	3.90% 18	0.00% 0	13.23% 61	39.48% 182	36.44% 168	0.65% 3	

City of Douglass Hills 2019 Community Survey


Landscaping	3.33%	3.11%	4.67%	0.00%	10.22%	47.56%	30.22%	0.89%
	15	14	21	0	46	214	136	4
Roads	2.22%	2.00%	3.99%	0.00%	9.76%	48.78%	33.26%	0.00%
	10	9	18	0	44	220	150	0
Sidewalks	4.65%	5.97%	7.96%	0.00%	13.27%	43.58%	24.12%	0.44%
	21	27	36	0	60	197	109	2
Traffic Islands	3.06%	4.37%	4.15%	0.00%	9.17%	34.28%	19.00%	25.98%
	14	20	19	0	42	157	87	119
Landscaping	0.00%	10.00%	20.00%	0.00%	30.00%	30.00%	10.00%	0.00%
	0	1	2	0	3	3	1	0

Q6 Please rate your level of satisfaction with the following aspects of public safety in Douglass Hills:

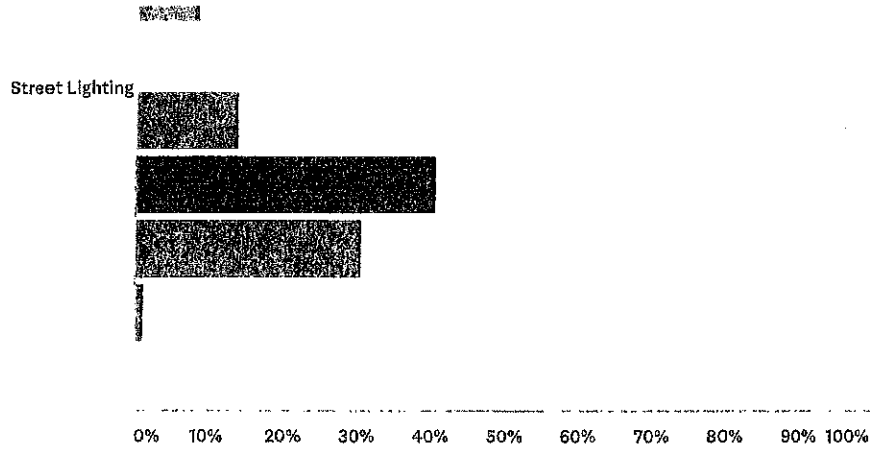
Answered: 465 Skipped: 2



City of Douglass Hills 2019 Community Survey





City of Douglass Hills 2019 Community Survey




	EXTREMELY DISSATISFIED	SOMEWHAT DISSATISFIED	JUST SLIGHTLY DISSATISFIED	NEUTRAL	JUST SLIGHTLY SATISFIED	SOMEWHAT SATISFIED	EXTREMELY SATISFIED	N/A	TOTAL
Parking at Park	1.74% 8	9.54% 44	11.06% 51	0.00% 0	12.36% 57	36.88% 170	17.79% 82	10.63% 49	
Police Protection	2.88% 13	7.08% 32	7.08% 32	0.00% 0	15.71% 71	43.58% 197	19.47% 88	4.20% 19	
Sidewalks	5.68% 26	5.90% 27	8.73% 40	0.00% 0	12.66% 58	42.79% 196	23.36% 107	0.87% 4	
Signage (Street, traffic, and directional)	1.77% 8	3.31% 15	2.21% 10	0.00% 0	7.28% 33	40.84% 185	42.60% 193	1.99% 9	
Snow Removal	2.37% 11	5.17% 24	5.60% 26	0.00% 0	9.05% 42	34.27% 159	39.22% 182	4.31% 20	
Street Lighting	1.74% 8	3.47% 16	8.46% 39	0.00% 0	13.88% 64	40.56% 187	30.59% 141	1.30% 6	

Q8 Please rate your level of satisfaction with the following waste collection opportunities in Douglass Hills:

Answered: 464 Skipped: 3



City of Douglass Hills 2019 Community Survey




Extremely Dissatisfied
 Somewhat Dissatisfied
 Just Slightly Dissatisfied
 Neutral
 Just Slightly Satisfied
 Somewhat Satisfied
 Extremely Satisfied
 N/A


	EXTREMELY DISSATISFIED	SOMEWHAT DISSATISFIED	JUST SLIGHTLY DISSATISFIED	NEUTRAL	JUST SLIGHTLY SATISFIED	SOMEWHAT SATISFIED	EXTREMELY SATISFIED	N/A	TOT.
Garbage Collection	1.51% 7	1.08% 5	1.72% 8	0.00% 0	3.66% 17	25.65% 119	66.16% 307	0.22% 1	4
Recycling options	2.16% 10	2.59% 12	1.72% 8	0.22% 1	4.96% 23	25.00% 116	61.85% 287	1.51% 7	4
Trash Cans in Park	1.52% 7	1.30% 6	2.17% 10	0.43% 2	5.42% 25	30.59% 141	41.65% 192	16.92% 78	4
Yard Waste	0.65% 3	1.30% 6	1.73% 8	0.00% 0	6.93% 32	30.52% 141	55.63% 257	3.25% 15	4

Q10 Please rate your level of satisfaction with the following aspects of communication methods in Douglass Hills:

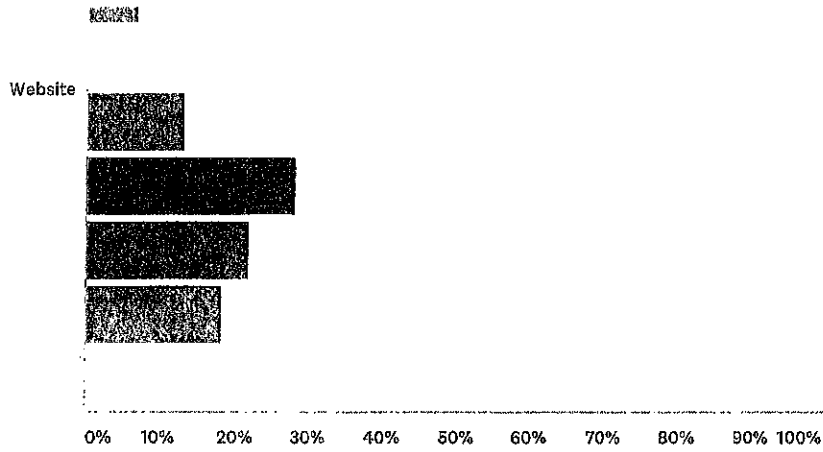
Answered: 461 Skipped: 6



City of Douglass Hills 2019 Community Survey



City of Douglass Hills 2019 Community Survey



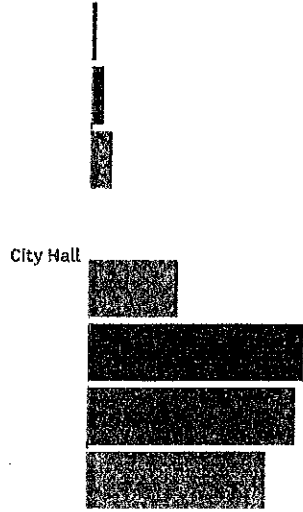


Extremely Dissatisfied
 Somewhat Dissatisfied
 Just Slightly Dissatisfied
 Neutral
 Just Slightly Satisfied
 Somewhat Satisfied
 Extremely Satisfied
 N/A

	EXTREMELY DISSATISFIED	SOMEWHAT DISSATISFIED	JUST SLIGHTLY DISSATISFIED	NEUTRAL	JUST SLIGHTLY SATISFIED	SOMEWHAT SATISFIED	EXTREMELY SATISFIED	N/A	TOT
Council Meetings	2.86% 13	3.96% 18	5.71% 26	0.00% 0	12.97% 59	28.35% 129	21.98% 100	24.18% 110	
Message Boards	2.20% 10	3.08% 14	6.61% 30	0.00% 0	13.88% 63	35.46% 161	25.77% 117	13.00% 59	
Newsletter	2.61% 12	4.79% 22	5.01% 23	0.00% 0	8.71% 40	32.46% 149	43.79% 201	2.61% 12	
Text Messages (REACH Alert System)	1.31% 6	0.44% 2	1.96% 9	0.00% 0	5.23% 24	19.83% 91	52.29% 240	18.95% 87	
Social Media	3.56% 16	5.79% 26	6.68% 30	0.22% 1	11.58% 52	28.29% 127	16.26% 73	27.62% 124	
Website	3.08% 14	8.15% 37	6.61% 30	0.22% 1	13.22% 60	28.19% 128	22.03% 100	18.50% 84	

Q12 Please rate your level of satisfaction with the following aspects of public facilities in Douglass Hills:


Answered: 461 Skipped: 6




City of Douglass Hills 2019 Community Survey




Swimming Pool



Tennis Courts



City of Douglass Hills 2019 Community Survey



Extremely Dissatisfied
 Somewhat Dissatisfied
 Just Slightly Dissatisfied
 Neutral
 Just Slightly Satisfied
 Somewhat Satisfied
 Extremely Satisfied
 N/A

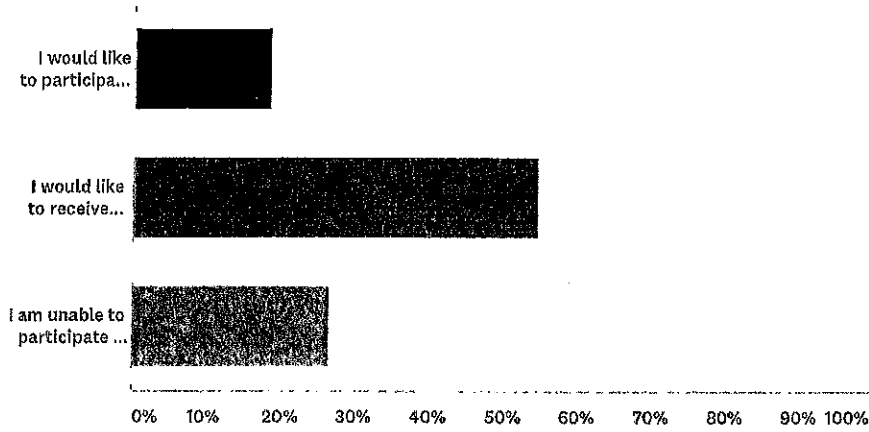
	EXTREMELY DISSATISFIED	SOMEWHAT DISSATISFIED	JUST SLIGHTLY DISSATISFIED	NEUTRAL	JUST SLIGHTLY SATISFIED	SOMEWHAT SATISFIED	EXTREMELY SATISFIED	N/A	TOTAL
City Hall	0.88% 4	1.97% 9	3.06% 14	0.22% 1	12.04% 55	29.32% 134	28.23% 129	24.29% 111	
Parks	0.89% 4	1.56% 7	1.11% 5	0.00% 0	4.01% 18	31.63% 142	57.46% 258	3.34% 15	
Playground	0.88% 4	2.84% 13	3.28% 15	0.00% 0	8.32% 38	30.85% 141	37.42% 171	16.41% 75	
Swimming Pool	6.97% 32	7.84% 36	5.66% 26	0.00% 0	6.75% 31	24.18% 111	18.08% 83	30.50% 140	
Tennis Courts	0.66% 3	2.19% 10	2.19% 10	0.00% 0	8.11% 37	19.52% 89	22.81% 104	44.52% 203	
Volleyball Courts	0.66% 3	1.54% 7	1.54% 7	0.00% 0	5.70% 26	20.61% 94	24.56% 112	45.39% 207	

City of Douglass Hills 2019 Community Survey

Walking	0.87%	0.65%	1.74%	0.00%	4.78%	30.65%	53.91%	7.39%
Paths	4	3	8	0	22	141	248	34

Q15 Please let us know how you would like to participate:

Answered: 329 Skipped: 138



ANSWER CHOICES

RESPONSES

I would like to participate in a future work group or focus group to help my community develop a strategic plan.	18.54%	61
I would like to receive email updates from the city periodically to update me on the progress that is being made.	54.71%	180
I am unable to participate at this time, but I would like to be notified about future meetings and plans for the city of Douglass Hills.	26.75%	88
TOTAL		329



City of Douglass Hills 2019 Community Survey

Q16 If you selected any of the above, please provide your email address below. Your responses will not be connected with the email address you provide.

Answered: 284 Skipped: 183

ANSWER CHOICES	RESPONSES	
Name	0.00%	0
Company	0.00%	0
Address	0.00%	0
Address 2	0.00%	0
City/Town	0.00%	0
State/Province	0.00%	0
ZIP/Postal Code	0.00%	0
Country	0.00%	0
Email Address	100.00%	284
Phone Number	0.00%	0

#	NAME	DATE
	There are no responses.	
#	COMPANY	DATE
	There are no responses.	
#	ADDRESS	DATE
	There are no responses.	
#	ADDRESS 2	DATE
	There are no responses.	
#	CITY/TOWN	DATE
	There are no responses.	
#	STATE/PROVINCE	DATE
	There are no responses.	
#	ZIP/POSTAL CODE	DATE
	There are no responses.	
#	COUNTRY	DATE
	There are no responses.	